

Grade 1 - BLIZZARD DAY #1

Browns Valley Elementary Grade 1 E-Learning Choice Board

- Students should choose at least one activity from each subject area column (Math, Reading, Writing, Science/Social, and Specials).
- Place a check on the activities completed and have a caregiver/parent sign the bottom of the form.
- Students please return this sheet to your teacher within 2 days of your return to school.

Math	Reading	Writing	Science/Social	Specials
Work on Dreambox for 20 minutes.	Practice the sight word flashcards.	Write a schedule or checklist for the day.	Read Scholastic News and complete the questions on the back.	PE Do a GoNoodle activity or work/play outside.
Play "Show, Draw, and Write" by drawing a facts flashcard, showing the equation (with cereal, pieces of paper, anything you can count!), and write the equation with the answer. Then, draw again!	Read three books on Epic and record which books you read.	Write your spelling words three times each.	Complete the "Be an Inventor" worksheet.	Social/Emotional Skills Build a fort with pillows and blankets to read and do your homework in. If you have siblings make one together or see who can make the best one.
Complete a math facts practice page.	Work on Moby Max for 20 minutes.	Write a story with at least 5 sentences telling about your Blizzard Day.	Watch a Mystery Doug YouTube video.	Music Play a game on musicplayonline Code: 5432467
Practice math flashcards.	Read a story, newspaper, or magazine article with a family member.	Draw a picture of an animal and add labels to name at least 7 body parts on the drawing.	Work on code.org (Code Course 1) for 20 minutes	Art Finish the picture. Use your imagination to finish the picture.

Student Name _____

Parent/Caregiver Signature _____

Date _____


Show, Draw, and Write!

Pick a card.


Show the equation.

Draw the equation.

Write the equation.



Name: _____



Adding 0, 1, 2 or 3

$6 + 3 = \underline{\quad}$

$8 + 2 = \underline{\quad}$

$10 + 0 = \underline{\quad}$

$9 + 1 = \underline{\quad}$

$2 + 1 = \underline{\quad}$

$7 + 3 = \underline{\quad}$

$4 + 3 = \underline{\quad}$

$6 + 2 = \underline{\quad}$

$2 + 0 = \underline{\quad}$

$8 + 3 = \underline{\quad}$

$5 + 2 = \underline{\quad}$

$4 + 0 = \underline{\quad}$

$3 + 1 = \underline{\quad}$

$6 + 2 = \underline{\quad}$

$3 + 3 = \underline{\quad}$

$9 + 3 = \underline{\quad}$

$6 + 3 = \underline{\quad}$

$8 + 3 = \underline{\quad}$

$9 + 2 = \underline{\quad}$

$7 + 1 = \underline{\quad}$

$3 + 3 = \underline{\quad}$

$9 + 2 = \underline{\quad}$

$7 + 1 = \underline{\quad}$

$8 + 2 = \underline{\quad}$

$6 + 3 = \underline{\quad}$

$10 + 0 = \underline{\quad}$

$4 + 2 = \underline{\quad}$

$3 + 2 = \underline{\quad}$

$9 + 3 = \underline{\quad}$

$1 + 3 = \underline{\quad}$

$8+1$

$8+3$

$9+0$

$7+2$

$5+3$

$8+0$

$5+2$

$4+2$

$6+0$

$3+1$

$2+0$

$2+1$

and

1st Grade HM Lesson 1

© 1st Grade Pandemonia 2014

play

1st Grade HM Lesson 1

© 1st Grade Pandemonia 2014

be

1st Grade HM Lesson 1

© 1st Grade Pandemonia 2014

with

1st Grade HM Lesson 1

© 1st Grade Pandemonia 2014

help

1st Grade HM Lesson 1

© 1st Grade Pandemonia 2014

you

1st Grade HM Lesson 1

© 1st Grade Pandemonia 2014

for

1st Grade HM Lesson 2

© 1st Grade Pandemonia 2014

look

1st Grade HM Lesson 2

© 1st Grade Pandemonia 2014

have

1st Grade HM Lesson 2

© 1st Grade Pandemonia 2014

too

1st Grade HM Lesson 2

© 1st Grade Pandemonia 2014

he

1st Grade HM Lesson 2

© 1st Grade Pandemonia 2014

what

1st Grade HM Lesson 2

© 1st Grade Pandemonia 2014

do

1st Grade HM Lesson 3

© 1st Grade Pandemonia 2014

sing

1st Grade HM Lesson 3

© 1st Grade Pandemonia 2014

find

1st Grade HM Lesson 3

© 1st Grade Pandemonia 2014

no

1st Grade HM Lesson 3

© 1st Grade Pandemonia 2014

funny

1st Grade HM Lesson 3

© 1st Grade Pandemonia 2014

they

1st Grade HM Lesson 3

© 1st Grade Pandemonia 2014

all

1st Grade HM Lesson 4

© 1st Grade Pandamonia 2014

me

1st Grade HM Lesson 4

© 1st Grade Pandamonia 2014

does

1st Grade HM Lesson 4

© 1st Grade Pandamonia 2014

my

1st Grade HM Lesson 4

© 1st Grade Pandamonia 2014

here

1st Grade HM Lesson 4

© 1st Grade Pandamonia 2014

who

1st Grade HM Lesson 4

© 1st Grade Pandamonia 2014

Be an Inventor

My Problem: My nose is cold!



My Solution

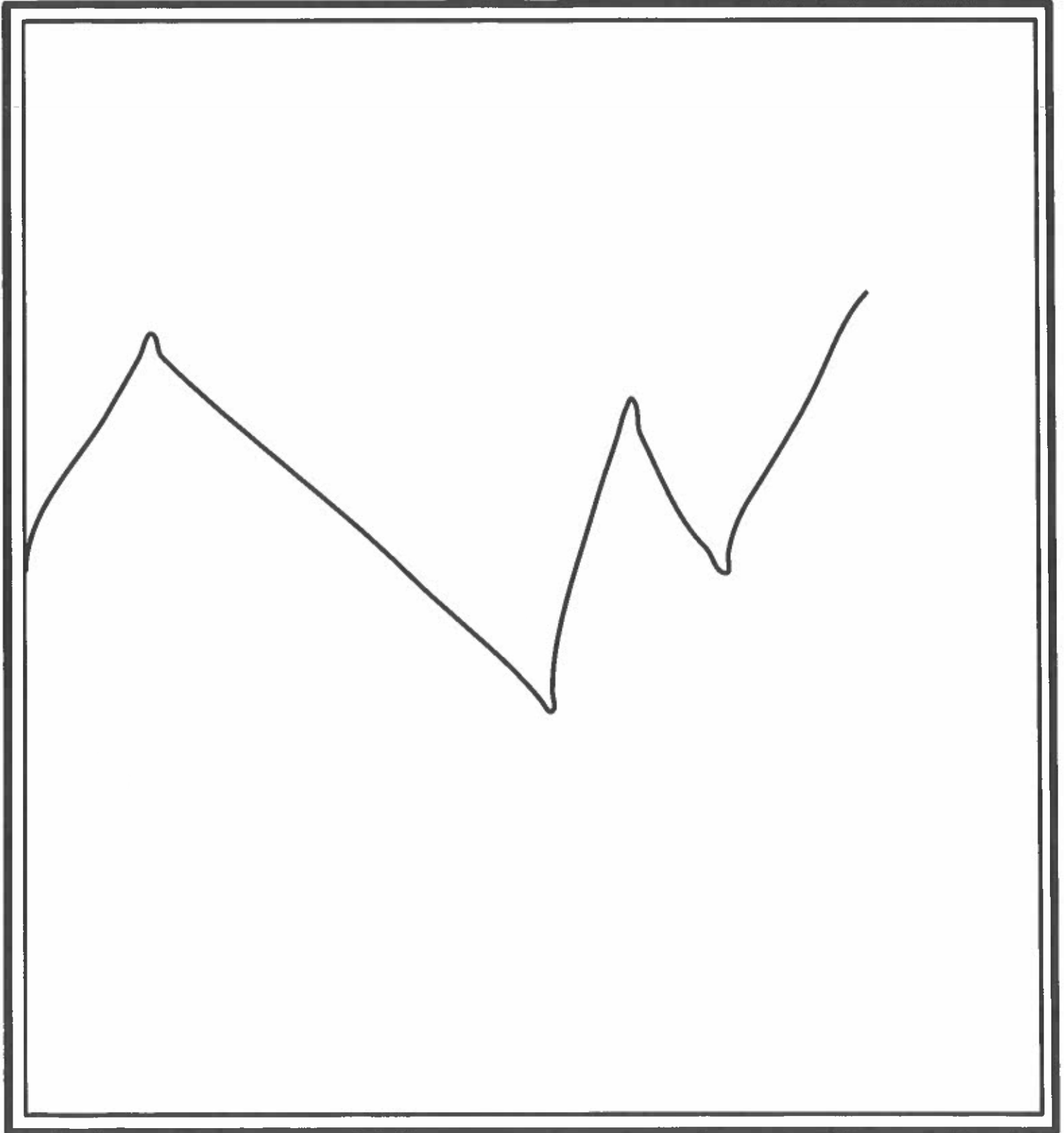
Draw your invention here. Add labels if you like.

My Invention:

Name _____

FINISH THE PICTURE

Use your imagination to complete the drawing



Grade 1 - BLIZZARD DAY #2

Browns Valley Elementary Grade 1 E-Learning Choice Board

- Students should choose at least one activity from each subject area column (Math, Reading, Writing, Science/Social, and Specials).
- Place a check on the activities completed and have a caregiver/parent sign the bottom of the form.
- Students please return this sheet to your teacher within 2 days of your return to school.

Math	Reading	Writing	Science/Social	Specials
Work on Dreambox for 20 minutes.	Practice the sight word flashcards.	Write a schedule or checklist for the day.	Read Scholastic News and complete the questions on the back.	PE Do a GoNoodle activity or work/play outside.
Play "Show, Draw, and Write" by drawing a facts flashcard, showing the equation (with cereal, pieces of paper, anything you can count!), and write the equation with the answer. Then, draw again!	Read three books on Epic and record which books you read.	Write your spelling words three times each.	Complete the "My Ants" worksheet.	Social/Emotional Skills Look for animal tracks in the snow. How many different tracks can you find? Can you tell what left those tracks?
Complete a math facts practice page.	Work on Moby Max for 20 minutes.	Write a story with at least 5 sentences telling about your Blizzard Day.	Watch a Mystery Doug YouTube video.	Music Play a game on musicplayonline Code: S432467
Practice math flashcards.	Read a story, newspaper, or magazine article with a family member.	Draw a picture of a family member and add labels to name at least 7 body parts on the drawing.	Work on code.org (Code Course 1) for 20 minutes	Art Finish the picture. Use your imagination to finish the picture.

Student Name _____

Parent/Caregiver Signature _____

Date _____

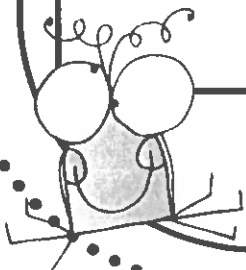
Show, Draw, and Write!

Pick a card.

Show the equation.

Draw the equation.

Write the equation.



1.OA.6

$8-1$

$8-3$

$9-0$

$7-2$

$5-3$

$8-0$

$5-2$

$4-2$

$6-0$

$3-1$

$2-0$

$2-1$

her

1st Grade HM Lesson 8

© 1st Grade Pandamonio 2014

she

1st Grade HM Lesson 8

© 1st Grade Pandamonio 2014

now

1st Grade HM Lesson 8

© 1st Grade Pandamonio 2014

today

1st Grade HM Lesson 8

© 1st Grade Pandamonio 2014

our

1st Grade HM Lesson 8

© 1st Grade Pandamonio 2014

would

1st Grade HM Lesson 8

© 1st Grade Pandamonio 2014

after

1st Grade HM Lesson 9

© 1st Grade Pandamonia 2014

read

1st Grade HM Lesson 9

© 1st Grade Pandamonia 2014

draw

1st Grade HM Lesson 9

© 1st Grade Pandamonia 2014

was

1st Grade HM Lesson 9

© 1st Grade Pandamonia 2014

pictures

1st Grade HM Lesson 9

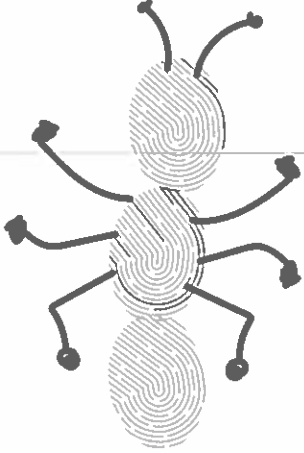
© 1st Grade Pandamonia 2014

write

1st Grade HM Lesson 9

© 1st Grade Pandamonia 2014

My Ants



Ants have:

- 3 body parts
- 6 legs
- 2 antennas

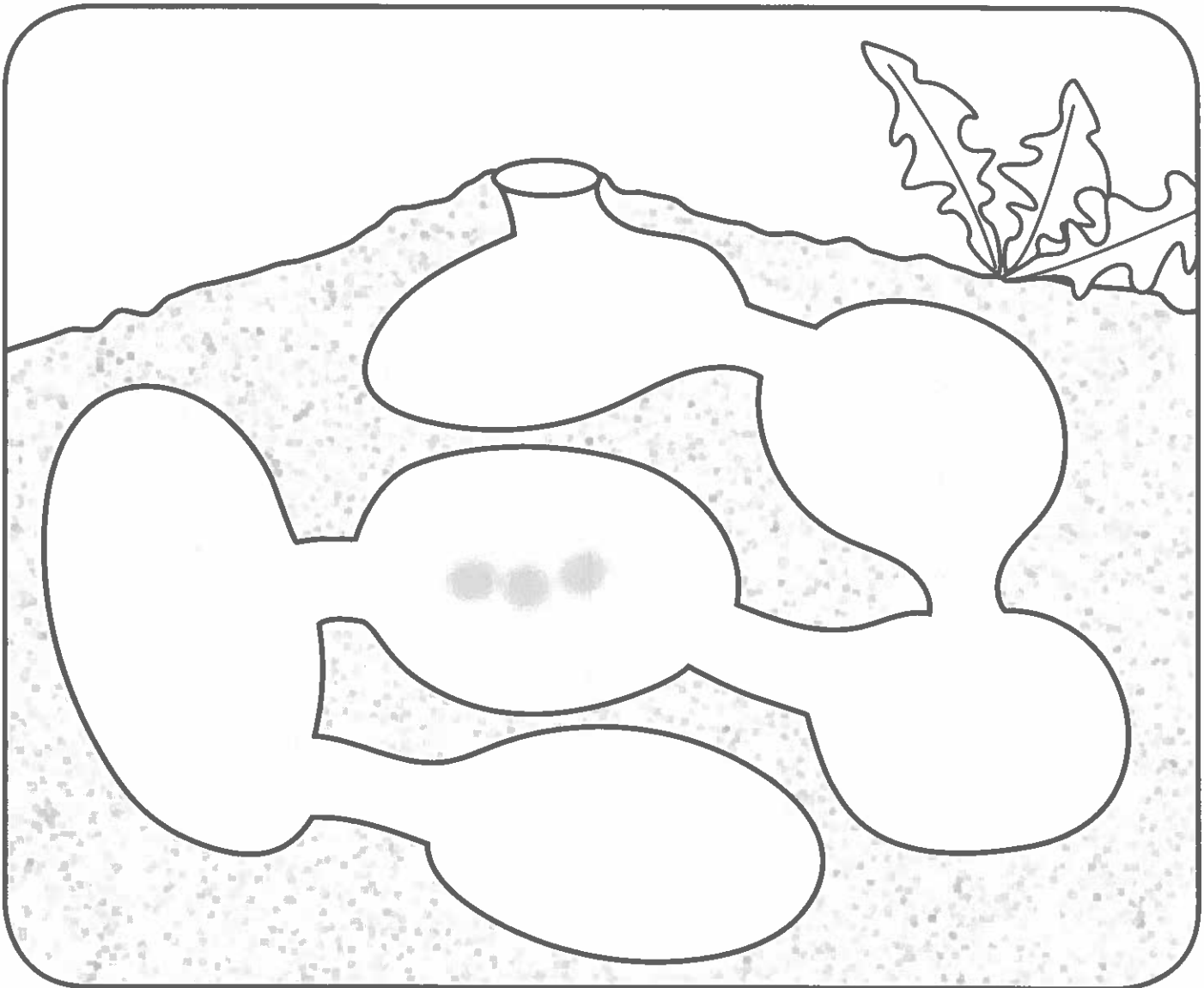
Make a fingerprint ant:

Press your finger on the **3 gray dots** in the anthill below.

They are the **3 body parts** of your ant.

Then draw **6 legs** on your ant. Draw **2 antennas**.

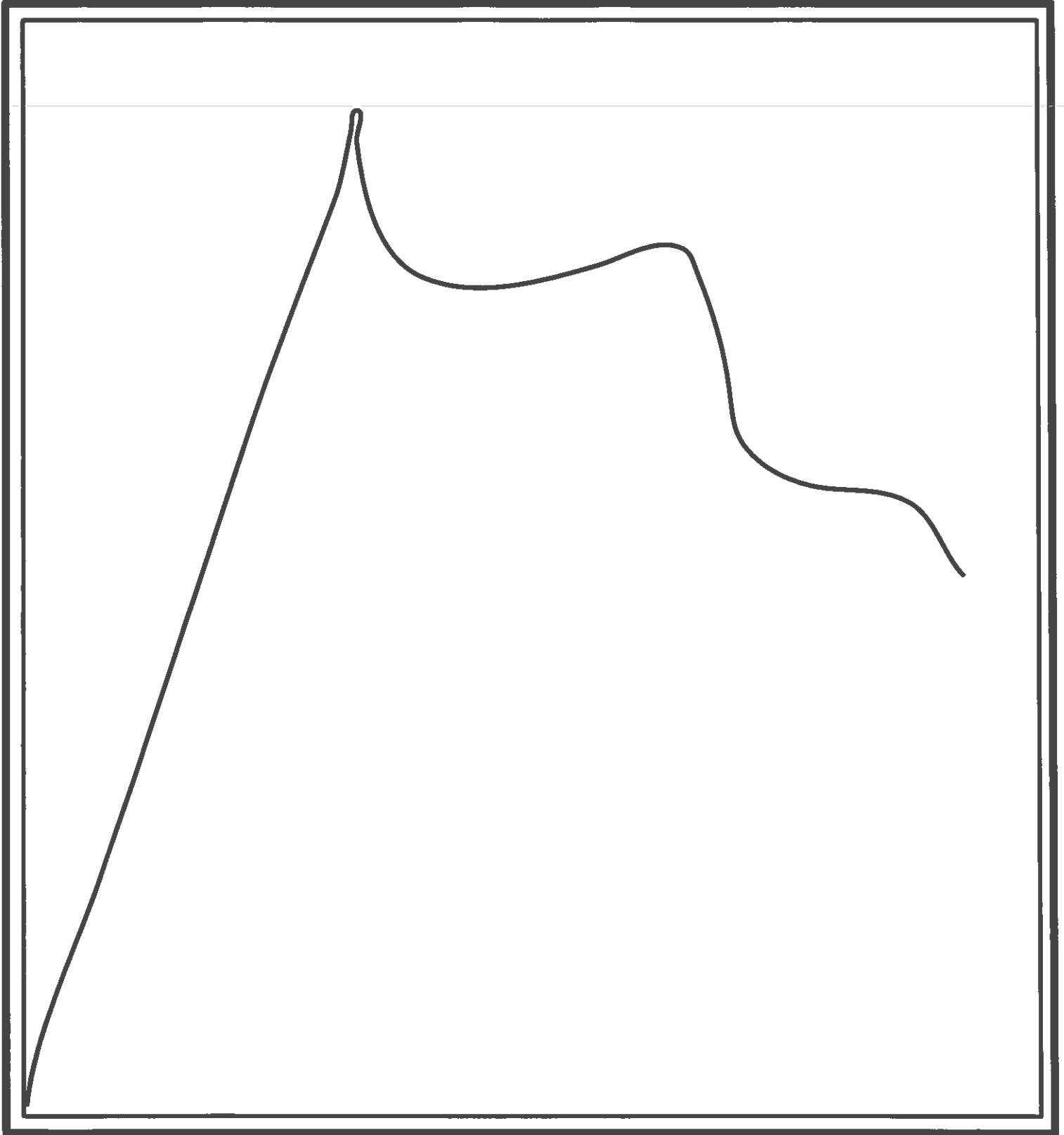
You have an ant! Make more if you like.



Name _____

FINISH THE PICTURE

Use your imagination to complete the drawing



Grade 1 - BLIZZARD DAY #3

Browns Valley Elementary Grade 1 E-Learning Choice Board

- Students should choose at least one activity from each subject area column (Math, Reading, Writing, Science/Social, and Specials).
- Place a check on the activities completed and have a caregiver/parent sign the bottom of the form.
- Students please return this sheet to your teacher within 2 days of your return to school.

Math	Reading	Writing	Science/Social	Specials
Work on Dreambox for 20 minutes.	Practice the sight word flashcards.	Write a schedule or checklist for the day.	Read Scholastic News and complete the questions on the back.	PE Do a GoNoodle activity or work/play outside.
Play "Show, Draw, and Write" by drawing a facts flashcard, showing the equation (with cereal, pieces of paper, anything you can count!), and write the equation with the answer. Then, draw again!	Listen to three books on Epic.	Choose 10 sight words from the sight word cards. Write each word 5 times.	Complete the "Sloth Experiment" worksheet.	Social/Emotional Skills Practice mindfulness. Quietly lay in the snow listening to different sounds. Then catch snowflakes and notice how different each one is.
Complete a math facts practice page.	Work on Moby Max for 20 minutes.	Write a story with at least 5 sentences telling about your Blizzard Day.	Watch a Mystery Doug YouTube video.	Music Make up a dance to a song you like.
Practice math flashcards.	Read a story, newspaper, or magazine article with a family member.	Draw a picture of your house and add labels to name at least 7 things on your drawing.	Work on code.org (Code Course 1) for 20 minutes	Art Finish the picture. Use your imagination to finish the picture.

Student Name _____

Parent/Caregiver Signature _____

Date _____


Show, Draw, and Write!

Pick a card.

Show the equation.

Draw the equation.

Write the equation.



$7+1$

$5+4$

$9+4$

$6+2$

$5+1$

$4+3$

$6+1$

$7+0$

$6+4$

$10+0$

$1+1$

$3+0$

Name: _____



Adding Doubles within Ten

$4 + 4 = \underline{\quad}$

$2 + 2 = \underline{\quad}$

$5 + 5 = \underline{\quad}$

$4 + 4 = \underline{\quad}$

$0 + 0 = \underline{\quad}$

$1 + 1 = \underline{\quad}$

$3 + 3 = \underline{\quad}$

$4 + 4 = \underline{\quad}$

$3 + 3 = \underline{\quad}$

$0 + 0 = \underline{\quad}$

$5 + 5 = \underline{\quad}$

$3 + 3 = \underline{\quad}$

$0 + 0 = \underline{\quad}$

$1 + 1 = \underline{\quad}$

$5 + 5 = \underline{\quad}$

$4 + 4 = \underline{\quad}$

$3 + 3 = \underline{\quad}$

$5 + 5 = \underline{\quad}$

$4 + 4 = \underline{\quad}$

$1 + 1 = \underline{\quad}$

$3 + 3 = \underline{\quad}$

$1 + 1 = \underline{\quad}$

$3 + 3 = \underline{\quad}$

$4 + 4 = \underline{\quad}$

$5 + 5 = \underline{\quad}$

$5 + 5 = \underline{\quad}$

$4 + 4 = \underline{\quad}$

$5 + 5 = \underline{\quad}$

$2 + 2 = \underline{\quad}$

$1 + 1 = \underline{\quad}$

friend

1st Grade HM Lesson 5

© 1st Grade Pandamonio 2014

hold

1st Grade HM Lesson 5

© 1st Grade Pandamonio 2014

full

1st Grade HM Lesson 5

© 1st Grade Pandamonio 2014

many

1st Grade HM Lesson 5

© 1st Grade Pandamonio 2014

good

1st Grade HM Lesson 5

© 1st Grade Pandamonio 2014

pull

1st Grade HM Lesson 5

© 1st Grade Pandamonio 2014

away

1st Grade HM Lesson 6

© 1st Grade Pandemonia 2014

every

1st Grade HM Lesson 6

© 1st Grade Pandemonia 2014

call

1st Grade HM Lesson 6

© 1st Grade Pandemonia 2014

hear

1st Grade HM Lesson 6

© 1st Grade Pandemonia 2014

come

1st Grade HM Lesson 6

© 1st Grade Pandemonia 2014

said

1st Grade HM Lesson 6

© 1st Grade Pandemonia 2014

animal

1st Grade HM Lesson 7

© 1st Grade Pandamonia 2014

of

1st Grade HM Lesson 7

© 1st Grade Pandamonia 2014

how

1st Grade HM Lesson 7

© 1st Grade Pandamonia 2014

some

1st Grade HM Lesson 7

© 1st Grade Pandamonia 2014

make

1st Grade HM Lesson 7

© 1st Grade Pandamonia 2014


why

1st Grade HM Lesson 7


© 1st Grade Pandamonia 2014

Sloth Experiment

Move fast, then slowly like a sloth.
How does your body change?



Predict

When I move slowly like a sloth,
my heart  will beat:

more

less

Test

I move fast. My heart beats _____ times in 10 seconds.

I move slowly. My heart beats _____ times in 10 seconds.

Result

My heart beat more when I moved:

fast

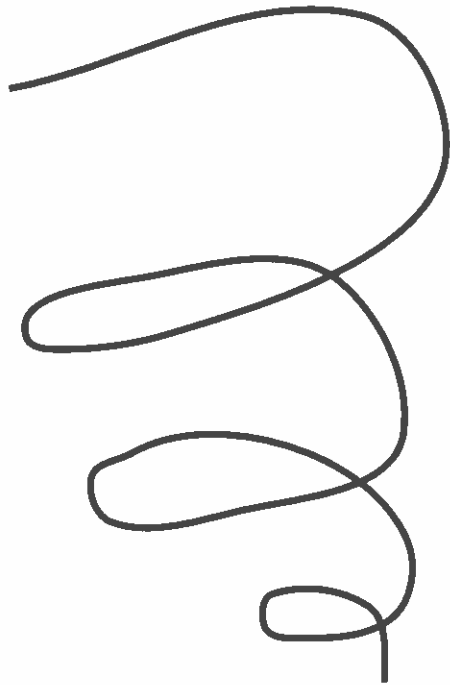
slowly

Write about it: How did your body feel when you moved fast?

Name _____

FINISH THE PICTURE

Use your imagination to complete the drawing



Grade 1 - BLIZZARD DAY #4

Browns Valley Elementary Grade 1 E-Learning Choice Board

- Students should choose at least one activity from each subject area column (Math, Reading, Writing, Science/Social, and Specials).
- Place a check on the activities completed and have a caregiver/parent sign the bottom of the form.
- Students please return this sheet to your teacher within 2 days of your return to school.

Math	Reading	Writing	Science/Social	Specials
Work on Dreambox for 20 minutes.	Practice the sight word flashcards.	Write a schedule or checklist for the day.	Read Scholastic News and complete the questions on the back.	PE Do a GoNoodle activity or work/play outside.
Play "Show, Draw, and Write " by drawing a facts flashcard, showing the equation (with cereal, pieces of paper, anything you can count!), and write the equation with the answer. Then, draw again!	Listen to three books on Epic.	Choose 10 sight words from the sight word cards. Write each word 5 times.	Complete the "Make a Tissue-Box Guitar" worksheet.	Social/Emotional Skills Blow up and tie a balloon inside. Set it outside and see what happens. Does it get bigger or smaller?
Complete a math facts practice page.	Work on Moby Max for 20 minutes.	Write a story with at least 5 sentences telling about your Blizzard Day.	Watch a Mystery Doug YouTube video.	Music Play a game on musicplayonline Code: S432467
Practice math flashcards.	Read a story, newspaper, or magazine article with a family member.	Draw a picture of an apple tree in each season (fall, winter, spring, summer). Label the seasons.	Work on code.org (Code Course 1) for 20 minutes	Art Finish the picture. Use your imagination to finish the picture.

Student Name _____

Parent/Caregiver Signature _____

Date _____

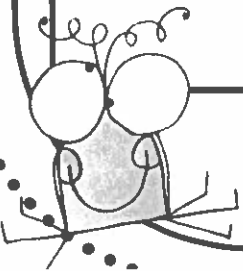
Show, Draw, and Write!

Pick a card.

Show the equation.

Draw the equation.

Write the equation.



1.OA.6

Name: _____



Adding 4 or 5

$5 + 5 = \underline{\quad}$

$9 + 4 = \underline{\quad}$

$6 + 4 = \underline{\quad}$

$8 + 4 = \underline{\quad}$

$7 + 5 = \underline{\quad}$

$9 + 5 = \underline{\quad}$

$8 + 5 = \underline{\quad}$

$9 + 4 = \underline{\quad}$

$0 + 5 = \underline{\quad}$

$7 + 4 = \underline{\quad}$

$6 + 5 = \underline{\quad}$

$5 + 4 = \underline{\quad}$

$2 + 4 = \underline{\quad}$

$3 + 4 = \underline{\quad}$

$7 + 4 = \underline{\quad}$

$9 + 4 = \underline{\quad}$

$10 + 5 = \underline{\quad}$

$2 + 5 = \underline{\quad}$

$6 + 5 = \underline{\quad}$

$8 + 5 = \underline{\quad}$

$5 + 4 = \underline{\quad}$

$3 + 5 = \underline{\quad}$

$2 + 4 = \underline{\quad}$

$7 + 5 = \underline{\quad}$

$9 + 4 = \underline{\quad}$

$8 + 4 = \underline{\quad}$

$10 + 5 = \underline{\quad}$

$7 + 5 = \underline{\quad}$

$4 + 4 = \underline{\quad}$

$6 + 5 = \underline{\quad}$

$7-1$

$5-4$

$9-4$

$6-2$

$5-1$

$4-3$

$6-1$

$7-0$

$6-4$

$10-0$

$1-1$

$3-0$

eat

1st Grade HM Lesson 10

© 1st Grade Pandemonia 2014

put

1st Grade HM Lesson 10

© 1st Grade Pandemonia 2014

give

1st Grade HM Lesson 10

© 1st Grade Pandemonia 2014

small

1st Grade HM Lesson 10

© 1st Grade Pandemonia 2014

one

1st Grade HM Lesson 10

© 1st Grade Pandemonia 2014

take

1st Grade HM Lesson 10

© 1st Grade Pandemonia 2014

blue

1st Grade HM Lesson II

© 1st Grade Pandamonia 2014

live

1st Grade HM Lesson II

© 1st Grade Pandamonia 2014

cold

1st Grade HM Lesson II

© 1st Grade Pandamonia 2014

their

1st Grade HM Lesson II

© 1st Grade Pandamonia 2014

water

1st Grade HM Lesson II

© 1st Grade Pandamonia 2014

little

1st Grade HM Lesson II

© 1st Grade Pandamonia 2014

far

1st Grade HM Lesson 11

© 1st Grade Pandemonia 2014

where

1st Grade HM Lesson 11

© 1st Grade Pandemonia 2014

been

1st Grade HM Lesson 12

© 1st Grade Pandemonia 2014

off

1st Grade HM Lesson 12

© 1st Grade Pandemonia 2014

brown

1st Grade HM Lesson 12

© 1st Grade Pandemonia 2014

out

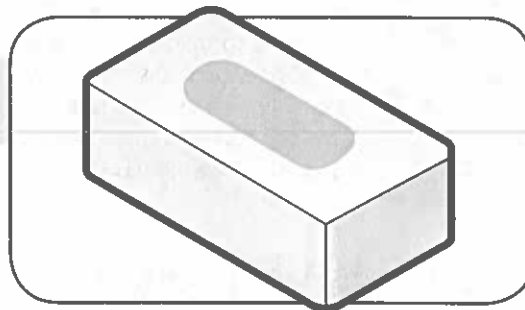
1st Grade HM Lesson 12

© 1st Grade Pandemonia 2014

Make a Tissue-Box Guitar!

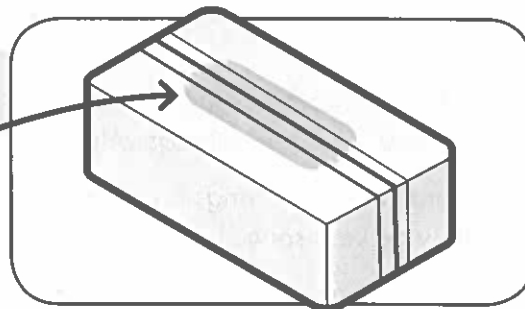
Step 1

Get an empty tissue box.



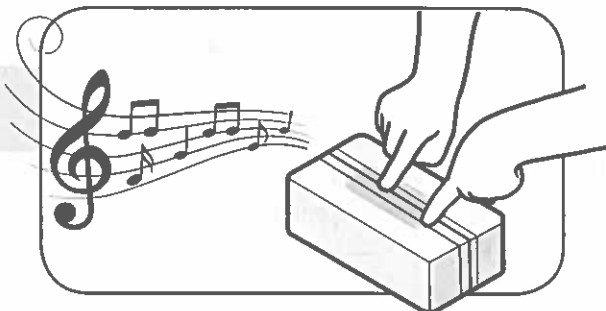
Step 2

Stretch rubber bands over the hole. Use wide and thin rubber bands!



Step 3

Play your guitar!



Be a Scientist!


Pluck a thin rubber band. Pluck a thick rubber band.

What did you discover?

Name _____

FINISH THE PICTURE

Use your imagination to complete the drawing



Grade 1 - BLIZZARD DAY #5

Browns Valley Elementary Grade 1 E-Learning Choice Board

- Students should choose at least one activity from each subject area column (Math, Reading, Writing, Science/Social, and Specials).
- Place a check on the activities completed and have a caregiver/parent sign the bottom of the form.
- Students please return this sheet to your teacher within 2 days of your return to school.

Math	Reading	Writing	Science/Social	Specials
Work on Dreambox for 20 minutes.	Practice the sight word flashcards.	Write a schedule or checklist for the day.	Read Scholastic News and complete the questions on the back.	PE Do a GoNoodle activity or work/play outside.
Play "Show, Draw, and Write " by drawing a facts flashcard, showing the equation (with cereal, pieces of paper, anything you can count!), and write the equation with the answer. Then, draw again!	Read the three paper books provided.	Choose 10 sight words from the sight word cards. Write each word 5 times.	Complete the "Rain Cloud!" worksheet.	Social/Emotional Skills Fill an empty ketchup or dressing bottle with water and a couple drops of food coloring and paint the snow. Make sure it only goes on the snow and not your clothes, cars, or house.
Complete a math facts practice page.	Work on Moby Max for 20 minutes.	Write a story with at least 5 sentences telling about your Blizzard Day.	Watch a Mystery Doug YouTube video.	Music Sing a song about snow!
Practice math flashcards.	Read a story, newspaper, or magazine article with a family member.	Draw a picture of the school. Add 7 labels to your picture.	Work on code.org (Code Course 1) for 20 minutes	Art Finish the picture. Use your imagination to finish the picture.

Student Name _____

Parent/Caregiver Signature _____

Date _____

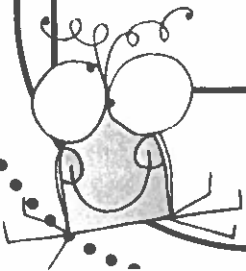
Show, Draw, and Write!

Pick a card.

Show the equation.

Draw the equation.

Write the equation.



Name: _____



Adding 0, 1, 2, 3, 4 or 5

$3 + 5 = \underline{\quad}$

$6 + 3 = \underline{\quad}$

$3 + 1 = \underline{\quad}$

$9 + 4 = \underline{\quad}$

$8 + 2 = \underline{\quad}$

$6 + 5 = \underline{\quad}$

$9 + 4 = \underline{\quad}$

$10 + 3 = \underline{\quad}$

$8 + 2 = \underline{\quad}$

$3 + 4 = \underline{\quad}$

$9 + 3 = \underline{\quad}$

$8 + 5 = \underline{\quad}$

$9 + 3 = \underline{\quad}$

$7 + 4 = \underline{\quad}$

$6 + 2 = \underline{\quad}$

$9 + 0 = \underline{\quad}$

$3 + 3 = \underline{\quad}$

$8 + 5 = \underline{\quad}$

$7 + 1 = \underline{\quad}$

$10 + 3 = \underline{\quad}$

$8 + 1 = \underline{\quad}$

$6 + 4 = \underline{\quad}$

$5 + 5 = \underline{\quad}$

$3 + 4 = \underline{\quad}$

$8 + 3 = \underline{\quad}$

$0 + 4 = \underline{\quad}$

$10 + 5 = \underline{\quad}$

$8 + 2 = \underline{\quad}$

$7 + 1 = \underline{\quad}$

$6 + 0 = \underline{\quad}$

Name: _____



Doubles Plus One

$5 + 6 = \underline{\quad}$

$4 + 5 = \underline{\quad}$

$2 + 3 = \underline{\quad}$

$1 + 2 = \underline{\quad}$

$0 + 1 = \underline{\quad}$

$3 + 4 = \underline{\quad}$

$5 + 6 = \underline{\quad}$

$4 + 5 = \underline{\quad}$

$2 + 3 = \underline{\quad}$

$1 + 2 = \underline{\quad}$

$4 + 5 = \underline{\quad}$

$2 + 3 = \underline{\quad}$

$1 + 2 = \underline{\quad}$

$2 + 3 = \underline{\quad}$

$5 + 6 = \underline{\quad}$

$0 + 1 = \underline{\quad}$

$3 + 4 = \underline{\quad}$

$2 + 3 = \underline{\quad}$

$5 + 6 = \underline{\quad}$

$3 + 4 = \underline{\quad}$

$5 + 6 = \underline{\quad}$

$2 + 3 = \underline{\quad}$

$4 + 5 = \underline{\quad}$

$3 + 4 = \underline{\quad}$

$4 + 5 = \underline{\quad}$

$5 + 6 = \underline{\quad}$

$2 + 3 = \underline{\quad}$

$1 + 2 = \underline{\quad}$

$0 + 1 = \underline{\quad}$

$5 + 6 = \underline{\quad}$

$2-2$

$3-3$

$10-1$

$6-3$

$4-4$

$9-7$

$8-4$

$7-3$

$4-1$

$3-2$

$9-6$

$5-0$

know

1st Grade HM Lesson 12

© 1st Grade Paragonia 2014

own

1st Grade HM Lesson 12

© 1st Grade Paragonia 2014

never

1st Grade HM Lesson 12

© 1st Grade Paragonia 2014

very

1st Grade HM Lesson 12

© 1st Grade Paragonia 2014

down

1st Grade HM Lesson 13

© 1st Grade Paragonia 2014

grow

1st Grade HM Lesson 13

© 1st Grade Paragonia 2014

fall

1st Grade HM Lesson B

© 1st Grade Paratonia 2014

new

1st Grade HM Lesson B

© 1st Grade Paratonia 2014

goes

1st Grade HM Lesson B

© 1st Grade Paratonia 2014

open

1st Grade HM Lesson B

© 1st Grade Paratonia 2014

green

1st Grade HM Lesson B

© 1st Grade Paratonia 2014

yellow

1st Grade HM Lesson B

© 1st Grade Paratonia 2014

four

1st Grade HM Lesson 14

© 1st Grade Paratomania 2014

starts

1st Grade HM Lesson 14

© 1st Grade Paratomania 2014

five

1st Grade HM Lesson 14

© 1st Grade Paratomania 2014

three

1st Grade HM Lesson 14

© 1st Grade Paratomania 2014

into

1st Grade HM Lesson 14

© 1st Grade Paratomania 2014

two

1st Grade HM Lesson 14

© 1st Grade Paratomania 2014

Rain Cloud!

Make a shaving cream "cloud in a jar" and drip water droplets on it until it "rain" falls.



How many drops  until it rains?

I predict:

The result:

Draw what happens.

What happened? _____

Name _____

FINISH THE PICTURE

Use your imagination to complete the drawing

